



NASDAQ: RVSBB - \$7.19 - OCTOBER 25, 2019

FACT SHEET

- Record quarterly net income of \$4.5 million, or \$0.20 per diluted share.
- Net interest margin (NIM) increased to 4.36% for the quarter.
- Return on average assets improved to 1.55% for the second quarter.
- Total deposits increased \$60.0 million during the quarter to \$982.3 million.
- FHLB Advances paid down to zero during the quarter.
- Total loans were \$881.3 million at September 30, 2019.
- Asset quality remains strong, with non-performing assets at 0.13% of total assets.
- Total risk-based capital ratio was 17.27% and Tier 1 leverage ratio was 11.79%.
- Paid a quarterly cash dividend of \$0.045 per share, generating a current dividend yield of 2.49% based on the share price at close of market on October 15, 2019.

SHARE DATA OCTOBER 25, 2019

Recent Price	\$7.19
Shares Outstanding	22.7 M
Estimated Float	21.0 M
Insider Ownership	7.6%
Institutional Owners	53.9%
Market Cap.	\$163.6 M
Avg. Daily Volume	43,380
Book Value per Share	\$6.29
Price/Book	1.14x
Tangible Book Value	\$5.06
Price/Tangible Book	1.42x

ANALYST COVERAGE

RAYMOND JAMES
Don Worthington

FINANCIAL SUMMARY

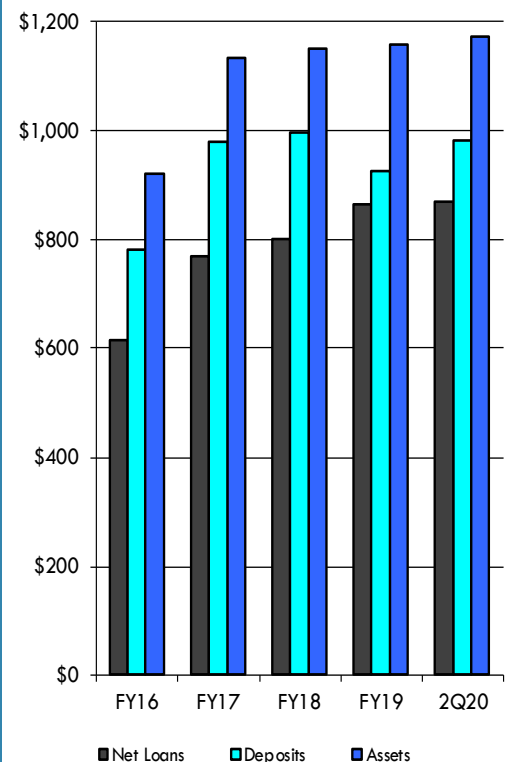
Period Ended	EPS Diluted (\$)	Net Income (\$)	Total Assets (\$)	Net Interest Margin (%)	NPAs/Assets (%)	Tangible Book (\$)
2Q20	0.20	4,534	1,173,019	4.36	0.13	5.06
2Q19	0.19	4,229	1,148,447	4.39	0.20	4.17
FY19	0.76	17,266	1,156,921	4.45	0.13	4.65
FY18	0.45	10,242	1,151,535	4.12	0.24	3.93
FY17	0.33	7,404	1,133,939	3.83	0.27	3.68
FY16	0.28	6,358	921,229	3.72	0.36	3.67

ABOUT RIVERVIEW

Riverview Bancorp, Inc. (www.riverviewbank.com) is headquartered in Vancouver, Washington – just north of Portland, Oregon on the I-5 corridor. With assets of \$1.17 billion at September 30, 2019, it is the parent company of the 96-year-old Riverview Community Bank, as well as Riverview Trust Company. The Bank offers true community banking services, focusing on providing the highest quality service and financial products to commercial and retail customers. There are 18 branches, including 14 in the Portland-Vancouver area and three lending centers. For the past 6 years, Riverview has been named Best Bank by the readers of The Vancouver Business Journal, The Columbian and The Gresham Outlook.

Balance Sheet

(\$ in millions)



FINANCIAL HIGHLIGHTS

(UNAUDITED)

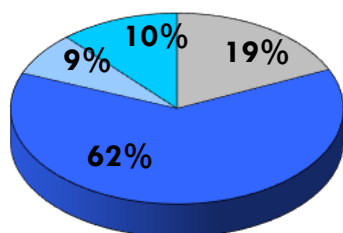
Income Statement

(unaudited)	Quarter Ended		
	Sep. 30, 2019	Jun. 30, 2019	Sep. 30, 2018
Interest income	\$ 12,882	\$ 12,556	\$ 12,389
Interest expense	1,163	1,086	611
Net interest income			
before provision for loan losses	11,719	11,470	11,778
Less provision for loan losses	-	-	250
Net interest income			
after provision for loan losses	11,719	11,470	11,528
Noninterest income	3,169	3,136	2,840
Noninterest expense	9,003	9,194	8,915
Income before income taxes	5,885	5,412	5,453
Provision for income taxes	1,351	1,220	1,224
Net income	\$ 4,534	\$ 4,192	\$ 4,229
Diluted EPS	\$ 0.20	\$ 0.18	\$ 0.19
Diluted weighted avg. shares O/S	22,702,696	22,685,343	22,658,737

Balance Sheet

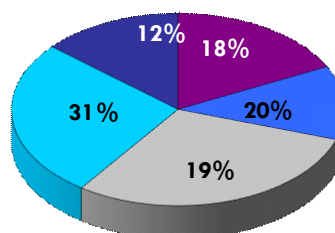
	Sep. 30, 2019	Jun. 30, 2019	Sep. 30, 2018
Total assets	\$ 1,173,019	\$ 1,165,234	\$ 1,148,447
Shareholders' equity	\$ 143,119	\$ 138,663	\$ 122,410
Deposits	\$ 982,275	\$ 922,274	\$ 982,272
Loans receivable, net	\$ 869,880	\$ 876,535	\$ 838,329

Loan Portfolio



- Commercial
- Commercial R/E mortgage
- R/E construction
- Consumer/ 1-4 family

Deposit Mix



- Interest checking
- Regular savings
- Money market deposit accounts
- Non-interest checking
- Certificates of deposit

900 Washington Street
Suite 900
Vancouver, WA 98660
(360) 693-6650

10 LARGEST SHAREHOLDERS

BlackRock	11.23%
Dimensional Fund Advisors	7.73%
Vanguard Capital	4.46%
DePrince Race & Zollo	3.66%
Pacific Ridge Capital	2.29%
Renaissance Tech.	1.88%
State Street Global	1.54%
Geode Capital	1.39%
Thomson Horstmann	1.29%
Pan Agora Asset Mgmt.	1.23%

MANAGEMENT TEAM

Kevin Lycklama

President & CEO

Kim Capeloto

EVP, Chief Banking Officer

Daniel Cox

EVP, Chief Credit Officer

David Lam

EVP, Chief Financial Officer

Steven Plambeck

EVP, Chief Lending Officer

www.riverviewbank.com

The company described in this report is a client of The IR Group Inc., a securities industry relations firm. This report was prepared using information obtained from management and from publications available to the public. This report does not purport to be a complete statement of all material facts and is not to be construed as a recommendation or solicitation to buy or sell securities of the company described herein. Upon receiving a written request sent through its website at www.theIRgroup.com, The IR Group will provide a package of detailed information on the client company. The IR Group is compensated by the client company for services rendered on a continuing basis and consequently, the amount of such compensation related to the preparation and distribution of this report is not separately determinable. The IR Group and/or its employees and/or members of their families, may have a long position in the securities of the company described herein.

Issued: October 25, 2019